



FÉDÉRATION  
INTERNATIONALE  
DE NATATION

DIVING FACILITIES CERTIFICATE

FOR OLYMPIC GAMES AND WORLD CHAMPIONSHIPS  
JANUARY 2017

NATIONAL FEDERATION

BUILDING NAME

OWNER

CONTRACTOR

DESIGN TEAM

DATE

FINA

APPROVED BY

DATE


SIGNATURE

**FR 5 - DIVING FACILITIES**


**BUILDING DRAWING - KEY PLAN**




**DIVING FACILITY DRAWINGS - 1/500**



Longitudinal Section 1/500



Cross Section 1/500



Floor Plan 1/500

**BUILDING NAME**

DEVELOPED BY		DATE	
CHECKED BY		DATE	
APPROVED BY		DATE	
FEDERATION		SIGNATURE	
POOL No		PAGE No	1

## FR 5 - DIVING FACILITIES

### MEASUREMENT CRITERIA

- 1.- The measurements shall be done by an official surveyor approved by FINA.
- 2.- The surveying equipment shall be a Total Station. The minimum requirements of the Total Station are the following:
  - Angle Measurement Accuracy Hz and V: 1" (0.3 mgon)
  - Distance Measurement Accuracy: 1mm + 1.5ppm
- 3.- All the points to be measured shall be marked with Self-adhesive Reflective Targets.
- 4.- The measurements corresponding to the diving tower shall be measured with the pool full of water.
- 5.- The measurements corresponding to the diving pool should be measured with the pool empty.
- 6.- The temperature of the water shall be between 25 - 28 °C
- 7.- The horizontality of the platforms edge shall be measured at least in 3 points. A tolerance of 1mm per metre is allowed, providing that all the points are complying with FR 5.3.3 *"The height of the springboards and each platform above the water level may vary by plus 0.05 metre and minus 0.00 metre from the heights prescribed in the Rules."*

### ORTHOGONALITY OF THE POOL

The sides of the pool shall be orthogonal and form 90 degrees right angle. The tolerance of the angle is  $\pm 0.05^\circ$ .  
The 2 diagonals shall be the same length. The tolerance of the diagonal is 10mm.

ORTHOGONALITY OF THE POOL	DEGREES / m
Angle 1	
Angle 2	
Angle 3	
Angle 4	
Diagonal 1	
Diagonal 2	

### BUILDING NAME

DEVELOPED BY		DATE	
CHECKED BY		DATE	
APPROVED BY		DATE	
FEDERATION		SIGNATURE	
POOL No		PAGE No	2

## FR 5 - DIVING FACILITIES

### FR 5.1 - SPRINGBOARD DIVING

FR 5.1 General requirements: Dimensions in metres for all diving facilities as detailed in Diving Diagram, Annex 1.1 & Annex 1.2, shall be observed.

FINA RULE	COMPLIANT	NONCOMPLIANT
FR 5.1.1 The springboards shall be at least 4.8 metres long and 0.5 metre wide. At all FINA Events, the type of springboard which must have a slip-resistant surface shall be approved by FINA.		
FR 5.1.2 The springboards shall be provided with movable fulcrums easily adjustable by the diver.		
FR 5.1.3 For springboard diving facilities modified or constructed on concrete platforms after 1 October 2013, the following shall be observed  FR 5.1.3.1 The vertical distance from the level of the platform, which supports the fulcrum assembly, to the level of the top of the springboard, shall be 0.35metre.  FR 5.1.3.2 The distance from the front edge of the fulcrum assembly (which is 0.741 metres in length) to the front edge of the supporting platform, shall be a maximum of 0.44 metre.  FR 5.1.3.3 If the front edge of the platform projects past this point then the fulcrum assembly and the rear hinge assembly must be moved forward so as to provide for a maximum of 0.44 metres from the front edge of the platform to the front of the fulcrum assembly		
FR 5.1.6 The springboards should be placed on either one or both sides of the platform. For Synchronised Diving, it is required that at least two springboards at the same height shall be placed side by side and no objects should obstruct the visibility in any part of the dive between the divers.		

### FR 5.2 - PLATFORM DIVING

FINA RULE	COMPLIANT	NONCOMPLIANT
FR 5.2.1 Each platform shall be rigid and horizontal.		

FR 5.2.2 The minimum dimensions of the platform shall be:

Platform	Required width	Required length	COMPLIANT	NONCOMPLIANT
0.6m to 1.0m	1.00m (2.90m preferred)	5.00m		
2.6m to 3.0m	1.00m (2.00m preferred)	5.00m		
5.0m	2.90m	6.00m		
7.5m	2.00m	6.00m		
10.0m	3.00m	6.00m		

### BUILDING NAME

DEVELOPED BY		DATE	
CHECKED BY		DATE	
APPROVED BY		DATE	
FEDERATION		SIGNATURE	
POOL No		PAGE No	3

## FR 5 - DIVING FACILITIES

### FR 5.2 - PLATFORM DIVING

FINA RULE	COMPLIANT	NONCOMPLIANT								
FR 5.2.3 The preferred thickness of the front edge of the platform shall be 0.2 metre but not exceeding 0.3 metre, and can be vertical or inclined at an angle not greater than 10° to the vertical inside the plummet line. The front edge is to applied first and them the top surface.										
FR 5.2.4 The surface and the front edge of the platform shall be covered throughout with a resilient slip-resistant surface. The two surfaces shall be covered separately in order to achieve a clean 90° angle or as described in FR 5.2.3. The front surface is to be applied first and then the top surface.										
FR 5.2.5 The platforms shall be covered in a slip-resistant material that shall have a tread pattern that provides sufficient traction in wet and dry conditions such that the divers are prevented from slipping when performing dives in all directions. The minimum thickness must be 6mm (- 0 / + 1mm) and the colour should give a contrast to the surrounding décor. The material shall be easily cleaned to maintain the anti-slip feature of the product. The installation of the slip-resistant platform covering shall respect FINA Rule FR 5.2.4.										
FR 5.2.6 The front edge of the 10 metre platform shall project at least 1.50 metres, the 7.5 metre, 5 metre and 2.6 – 3.0 metre platforms 1.25 metres, and the 0.6 – 1 metre platform 0.75 metre beyond the edge of the pool.										
FR 5.2.7 Where a platform is directly underneath another platform the platform above shall project a minimum of 0.75 metre (preferred 1.25 metres) beyond the platform below.										
FR 5.2.8 The back and sides of each platform (except 1.0 metre or lower platforms) shall be surrounded by handrails up to 1m from the edge of the platform with a minimum clearance of 1.8 metres between vertical pairs. The minimum height shall be 1.0 metre and they shall be with at least two horizontal crossbars placed outside the platform beginning 1.0 metre from the front edge of the platform. A solid transparent barrier is also permitted instead of crossbar. The minimum handrails height surrounding 3.00m springboards must be measured from the level of the 3.00 m springboard.										
FR 5.2.11 Requirements for the supporting structure. For platforms and supporting structure of the springboards the design load is $p = 350$ kiloponds (kilograms force) per lineal metre. In addition to the static requirements and for the comfort and safety of the user with respect to the movement of the towers, the following limits shall be observed, with respect to the platforms and springboard supports.  Fundamental frequency of platforms 10.0 Hz Tolerances : <table style="margin-left: 40px; border: none;"> <tr> <td style="padding-right: 40px;">10m Platforms</td> <td>... Minimum ... 10 Hz</td> </tr> <tr> <td></td> <td>... Maximum ... 20 Hz</td> </tr> <tr> <td style="padding-right: 40px;">7.5 m, 5m,3m and 1m Platforms</td> <td>... Minimum ... 10 Hz</td> </tr> <tr> <td></td> <td>... Maximum ... 30 Hz</td> </tr> </table> Fundamental frequency of tower 3.5 Hz  Oscillation of total structure 3.5 Hz  The spatial deformation of the front edge of the platforms as a result of $P_x = P_y = P_z = 100$ kiloponds (kilograms force) shall be a maximum of 1 mm (see drawing).  These requirements can be met most adequately by a reinforced concrete structure. Proof of the dynamic behavior is to be obtained together with the static calculations for the whole structure.	10m Platforms	... Minimum ... 10 Hz		... Maximum ... 20 Hz	7.5 m, 5m,3m and 1m Platforms	... Minimum ... 10 Hz		... Maximum ... 30 Hz		
10m Platforms	... Minimum ... 10 Hz									
	... Maximum ... 20 Hz									
7.5 m, 5m,3m and 1m Platforms	... Minimum ... 10 Hz									
	... Maximum ... 30 Hz									

### BUILDING NAME

DEVELOPED BY		DATE	
CHECKED BY		DATE	
APPROVED BY		DATE	
FEDERATION		SIGNATURE	
POOL No		PAGE No	4

## FR 5 - DIVING FACILITIES

### FR 5.3 - GENERAL REQUIREMENTS

FR 5.3.1 For pools designed and constructed after 26th September 2013 the minimum dimensions in metres for diving facilities as detailed on the "Diving Facilities Diagram" (Annex 1.2) shall prevail, using, as a basic measuring point of reference, the plummet line, which is a vertical line extending through the centre of the front edge of the springboard or platform. It is recommended that the preferred dimensions be used for projects considered to have an important status.

FR 5.3.2 The dimensions C from plummet to adjacent plummet in the "FINA Dimensions for Diving", Annex 1.2 table apply to platforms with widths as detailed in FR 5.2.2. If platform widths are increased then the dimensions B and C shall be increased by half the additional widths.

FINA RULE	COMPLIANT	NONCOMPLIANT
FR 5.3.3 The height of the springboards and each platform above the water level may vary by plus 0.05 metre and minus 0.00 metre from the heights prescribed in the Rules.		
FR 5.3.4 The end of 5, 3, and 1 metre platforms must not project beyond the ends of the 3 and 1 metre springboards when they are adjacent to each other.		
FR 5.3.5 In the area of full water depth, the bottom of the pool may rise up to 2%. In the diving pool, the depth of water shall not be less than 1.8 metres at any point.		
FR 5.3.6 In outdoor pools, best practice suggests that springboards and platforms are recommended to face north in the northern hemisphere and south in the southern hemisphere.		
FR 5.3.8 Sources of natural and artificial illumination shall be provided with controls to prevent glare.		
FR 5.3.9 The water temperature shall be not less than 26° Celsius.		
FR 5.3.10 Mechanical surface agitation shall be installed under the diving facilities to aid the divers in their visual perception of the surface of the water. In pools equipped with an underwater bubble machine, the machine should only be used for this purpose if it creates sufficient water agitation when working with a very low pressure; otherwise a horizontal water sprinkler system should only be used.		

### FR 6 DIVING FACILITIES FOR OLYMPIC GAMES AND WORLD CHAMPIONSHIPS

FR 6.1 General requirements - Dimensions in Metres for Diving Facilities as detailed in Diving Diagram, Annex 1.1 & Annex 1.2 and 'Field of Play for Olympic Games and World Championships: Diving Diagram, Annex 2.1 & Annex 2.2.

FR 6.1.1 For Olympic Games and World Championships FR 5 in total shall apply; however the light intensity at the level of 1 metre above the water surface shall not be less than 1500 lux.

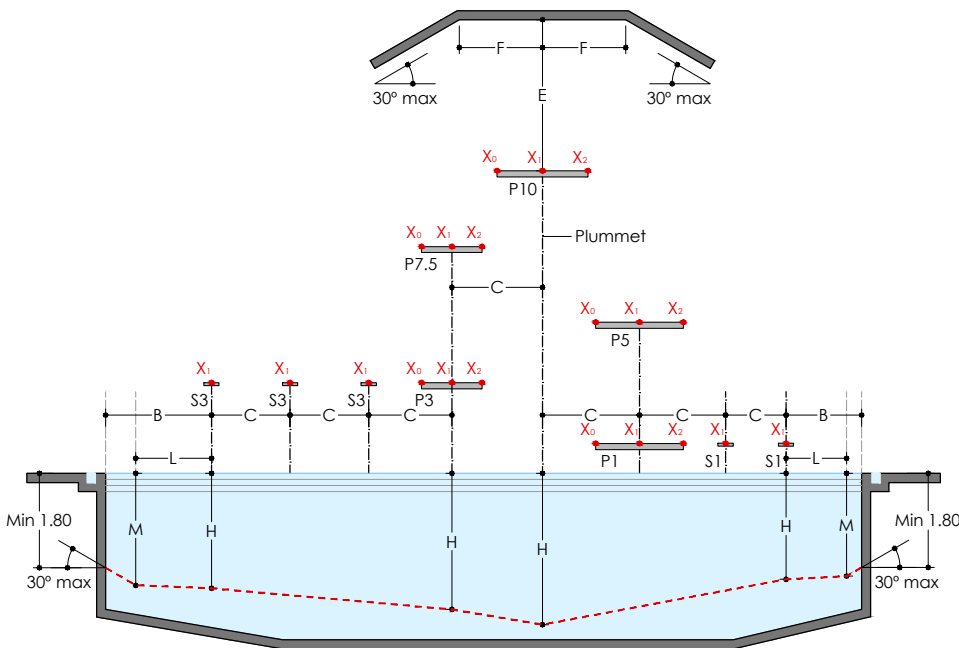
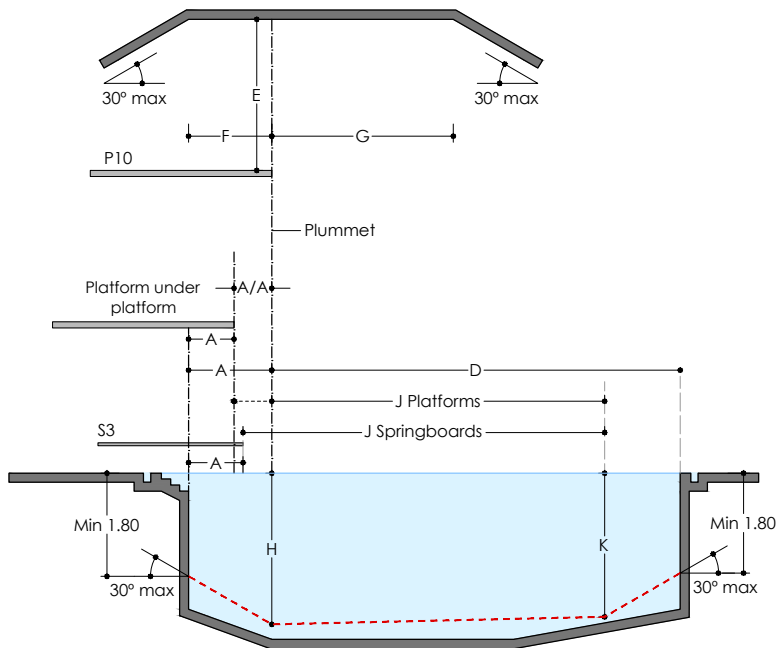
FR 6.2 With regard to dimensions for diving facilities a combination of preferred and minimum measurements found in the "FINA Dimensions for Diving Facilities, Annex 1.1 & Annex 1.2 table may be used. However measurements less than minimum are not acceptable and may not be used. If the swimming pool and diving well are in the same area, the minimum distance separating the pools shall be of 8 metres, however 10 metres is preferred (see FR 3.16).

FINA RULE	COMPLIANT	NONCOMPLIANT
FR 6.1.1 The light intensity at the level of 1m above the water surface shall not be less than 1500 lux.		
FR 6.3 Line markings for the diving well will consist of 3 lines running the width of the diving well 90 degree angle to the diver facing forward on the springboard or platform. These lines shall be as follows: Width: minimum 0.2 metre, maximum 0.3 metres Length: 21.0 metre for 25 metre wide diving well The distance between the centre points of each lane shall be 2.5 metres The centre of the first line shall be directly under the plummet of the 3 metre springboard.		

### BUILDING NAME

DEVELOPED BY		DATE	
CHECKED BY		DATE	
APPROVED BY		DATE	
FEDERATION		SIGNATURE	
POOL No		PAGE No	5

FR 5.3 - GENERAL REQUIREMENTS



	X <sub>0</sub>	X <sub>1</sub>	X <sub>2</sub>
S1	-		-
S1	-		-
P1			
S3	-		-
S3	-		-
S3	-		-
P3			
P5			
P7.5			
P10			

A tolerance of 1mm per metre is allowed, providing that all the points are complying with FR 5.3.3 "The height of the springboards and each platform above the water level may vary by plus 0.05 metre and minus 0.00 metre from the heights prescribed in the Rules."

BUILDING NAME

DEVELOPED BY		DATE	
CHECKED BY		DATE	
APPROVED BY		DATE	
FEDERATION		SIGNATURE	
POOL No	PAGE No	6	

## FR 5.3 - GENERAL REQUIREMENTS

FINA Dimensions for Diving facilities		SPRINGBOARD						
		1 metre			3 metre			
For pools constructed after September, 26th, 2013 (see FR 5.3.1)		Lenght	4.80			4.80		
		Width	0.50			0.50		
		Height	1.00			3.00		
A	From plummets back to pool wall for <b>CONCRETE PLATFORM</b>	Des	A-1		A-3			
		Min	2.22		2.22			
		Pref	2.22		2.22			
	From plummets back to pool wall for <b>PEDESTALS AND METAL STANDS</b>	Min	1.50		1.50			
		Pref	1.80		1.80			
A/A	From plummets <b>BACK TO PLATFORM</b> Plummet directly below	Des						
B	From plummets to <b>POOL WALL AT SIDE</b>	Min						
		Pref						
		Des	B-1		B-3			
C	From plummets to <b>ADJACENT PLUMMET</b>	Min	2.50		3.50			
		Pref	2.50		3.50			
		Des		C-1-1		C3-3,3-1		
D	From plummets to <b>POOL WALL AHEAD</b>	Min	2.00		2.20			
		Pref	2.00		2.60			
		Des	D-1		D-3			
E	On plummets, from <b>BOARD TO CEILING</b>	Min	9.00		10.25			
		Pref	9.00		10.25			
		Des		E-1		E-3		
F	<b>CLEAR OVERHEAD</b> behind and each side of plummets	Min	5.00		5.00			
		Pref	5.00		5.00			
		Des	F-1	E-1	F-3	E-3		
G	<b>CLEAR OVERHEAD</b> ahead of plummets	Min	2.50	5.00	2.50	5.00		
		Pref	2.50	5.00	2.50	5.00		
		Des	G-1	E-1	G-3	E-3		
H	<b>DEPTH OF WATER</b> At plummets	Min	5.00	5.00	5.00	5.00		
		Pref	5.00	5.00	5.00	5.00		
		Des		H-1		H-3		
J K	<b>DISTANCE AND DEPTH</b> ahead of plummets for all stands	Min	3.40		3.70			
		Pref	3.50		3.80			
		Des	J-1	K-1	J-3	K-3		
L M	<b>DISTANCE AND DEPTH</b> each side of plummets	Min	5.00	3.30	6.00	3.60		
		Pref	5.00	3.40	6.00	3.70		
		Des	L-1	M-1	L-3	M-3		
N	<b>MAXIMUM SLOPE TO REDUCE DIMENSIONS BEYOND FULL REQUIREMENTS FOR POOL DEPTH and CEILING HEIGHT</b>	Min	1.50	3.30	2.00	3.60		
		Pref	2.00	3.40	2.50	3.70		
		Des					<b>30 DEGREES</b>	

\* **Note:** The minimum distance between adjacent platforms must be at least 0.25 m.

**Note:** Dimensions B (plummet to pool wall at side) and C (plummet to adjacent plummets) apply to Platforms with widths as detailed in FR.5.2.5. If Platform widths are increased then B and C shall be increased by half the additional width(s).

**Note:** The 10m Platform must project 0.25m beyond any adjacent platform.

**Note:** All platforms must project 0.75m beyond any platform directly below.

**Note:** The leading edge of the concrete platforms for springboards must be at least constructed to be directly above the pool wall or beyond.

**Note:** FR 5.3.4 The end of 5m, 3m and 1m platforms must not project beyond the ends of the 3m and 10m springboards when they are adjacent to each other.

Fields to be filled out

## BUILDING NAME

DEVELOPED BY		DATE	
CHECKED BY		DATE	
APPROVED BY		DATE	
FEDERATION		SIGNATURE	
POOL No		PAGE No	7



**FR 5 - DIVING FACILITIES**

**FR 5.3 - GENERAL REQUIREMENTS**

FINA Dimensions for Diving facilities		PLATFORM															
		1 metre			3 metre			5 metre			7.5 metre			10 metre			
For pools constructed after September, 26th, 2013 (see FR 5.3.1)	Lenght	5.00			5.00			6.00			6.00			6.00			
	Width	1.00 min. 2.90 preferred			1.00 min. 2.00 preferred			2.90			2.00			3.00			
	Height	0.60 min. 1.00 preferred			2.60 min. 3.00 preferred			5.00			7.50			10.00			
A	From plummet back to pool wall for <b>CONCRETE PLAFORM</b>	Des	A-1 pl		A-3 pl		A-5		A-7.5		A-10						
		Min	0.75		1.25		1.25		1.25		1.50						
A	From plummet back to pool wall for <b>PEDESTALS AND METAL STANDS</b>	Pref	0.75		1.25		1.25		1.25		1.50						
		Min															
A/A	From plummet <b>BACK TO PLATFORM</b> Plummet directly below	Des				A/A 5/1			A/A 7.5/3,1			A/A 10/5,3,1					
		Min				0.75			0.75			0.75					
B	From plummet to <b>POOL WALL AT SIDE</b>	Pref				1.25			1.25			1.25					
		Des	B-1 pl		B-3 pl		B-5		B-7.5		B-10						
B	From plummet to <b>POOL WALL AT SIDE</b>	Min	2.50		3.00		4.00		4.50		5.75						
		Pref	2.50		3.60		4.50		4.75		5.75						
C	From plummet to <b>ADJACENT PLUMMET</b>	Des	C-1-1 pl			C3-3pl,1pl			C5-3, 5-1			C7.5-5,3,1			C10-7.5,5,3,1		
		Min	1.85		2.20*		2.85*		2.75*		3.00*						
C	From plummet to <b>ADJACENT PLUMMET</b>	Pref	2.15		2.35*		2.85*		2.75*		3.00*						
		Des	D-1 pl		D-3 pl		D-5		D-7.5		D-10						
D	From plummet to <b>POOL WALL AHEAD</b>	Min	8.00		9.50		10.25		11.00		13.50						
		Pref	8.00		9.50		10.25		11.00		13.50						
E	On plummet, from <b>BOARD TO CEILING</b>	Des	E-1 pl		E-3 pl		E-5		E-7.5		E-10						
		Min	3.25		3.25		3.25		3.25		4.00						
E	On plummet, from <b>BOARD TO CEILING</b>	Pref	3.50		3.50		3.50		3.50		5.00						
		Des	F-1 pl	E-1 pl	F-3 pl	E-3 pl	F-5	E-5	F-7.5	E-7.5	F-10	E-10					
F	<b>CLEAR OVERHEAD</b> behind and each side of plummet	Min	2.75	3.25	2.75	3.25	2.75	3.25	2.75	3.25	2.75	4.00					
		Pref	2.75	3.50	2.75	3.50	2.75	3.50	2.75	3.50	2.75	5.00					
G	<b>CLEAR OVERHEAD</b> ahead of plummet	Des	G-1 pl	E-1 pl	G-3 pl	E-3 pl	G-5	E-5	G-7.5	E-7.5	G-10	E-10					
		Min	5.00	3.25	5.00	3.25	5.00	3.25	5.00	3.25	6.00	4.00					
G	<b>CLEAR OVERHEAD</b> ahead of plummet	Pref	5.00	3.50	5.00	3.50	5.00	3.50	5.00	3.50	6.00	5.00					
		Des	H-1 pl		H-3 pl		H-5		H-7.5		H-10						
H	<b>DEPTH OF WATER</b> At plummet	Min	3.20		3.50		3.70		4.10		4.50						
		Pref	3.30		3.60		3.80		4.50		5.00						
J K	<b>DISTANCE AND DEPTH</b> ahead of plummet for all stands	Des	J-1 pl	K-1 pl	J-3 pl	K-3 pl	J-5	K-5	J-7.5	K-7.5	J-10	K-10					
		Min	4.50	3.10	5.50	3.40	6.00	3.60	8.00	4.00	11.00	4.25					
J K	<b>DISTANCE AND DEPTH</b> ahead of plummet for all stands	Pref	4.50	3.20	5.50	3.50	6.00	3.70	8.00	4.40	11.00	4.75					
		Des	L-1 pl	M-1 pl	L-3 pl	M-3 pl	L-5	M-5	L-7.5	M-7.5	L-10	M-10					
L M	<b>DISTANCE AND DEPTH</b> each side of plummet	Min	1.40	3.10	1.80	3.40	3.00	3.60	3.75	4.00	4.50	4.25					
		Pref	1.90	3.20	2.30	3.50	3.50	3.70	4.50	4.40	5.25	4.75					
N	<b>MAXIMUM SLOPE TO REDUCE DIMENSIONS BEYOND FULL REQUIREMENTS FOR POOL DEPTH and CEILING HEIGHT</b>	<b>30 DEGREES</b>															

Fields to be filled out

**BUILDING NAME**

DEVELOPED BY		DATE	
CHECKED BY		DATE	
APPROVED BY		DATE	
FEDERATION		SIGNATURE	
POOL No		PAGE No	8